

NATHANIEL BARTLETT

SOLAR SEQUENCE

FOR FOUR GLOCKENSPIELS

COMPOSED APRIL 2017

© NATHANIEL BARTLETT, 2017

NATHANIELBARTLETT.COM

# GUIDE TO THE NOTATION

## TIME

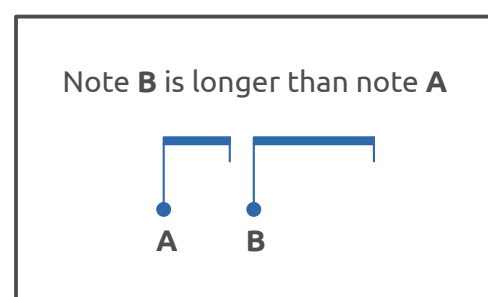
In this score, time is strictly graphically represented in the horizontal domain. Horizontal distances in the score are exactly proportional to duration (a horizontal distance of 2cm represents a span of time twice as long as a horizontal distance of 1cm). The vertical gray dashed lines serve as a guide for the performer in orienting musical events in time. These dashed lines are different from conventional measure lines in that they represent specific points in time. However, the time span between two adjacent gray dashed lines will be referred to as a measure.

The time scale of the piece (tempo) is given at the beginning of the piece (two seconds per measure).

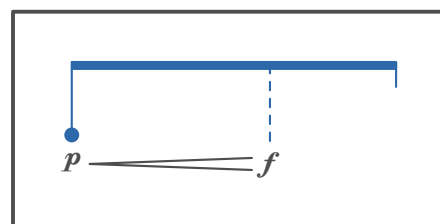
## NOTES

A note begins at the point in time designated by the horizontal position of a stem, which is attached to a circular note head. In my notation system, four different colors are used to distinguish between notes with different metrical and temporal properties: ametric notes (blue), quasi-metric notes (green), metric notes (dark gray), and time-shifted metric notes (purple). In this composition, only ametric notes are used.

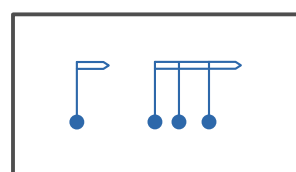
Ametric notes have no metrical properties. An ametric note's duration is graphically represented by the length of its beam. The termination of an ametric note is shown by the horizontal position of a final stem attached to the beam.



A headless dashed stem located between the first and final stems may be used to show a precise point in time, such as the exact temporal location of a dynamic marking.



Ametric notes which are *laissez vibrer* or that quickly decay naturally (for example, a single bongo strike with a snare drum stick) are depicted with a short, hollow, pointed beam and no terminal stem. In this abbreviated notation, the beam does not reflect duration. Such notes, if temporally close enough, will share a single beam.



Grace notes are notated with smaller note heads, narrower beams (w/ 45 degree hash mark), and thinner note stems. Grace notes are anchored to the principal note, which has a precise temporal location. The horizontal location of a grace note's stem does not necessarily correspond to its temporal location.

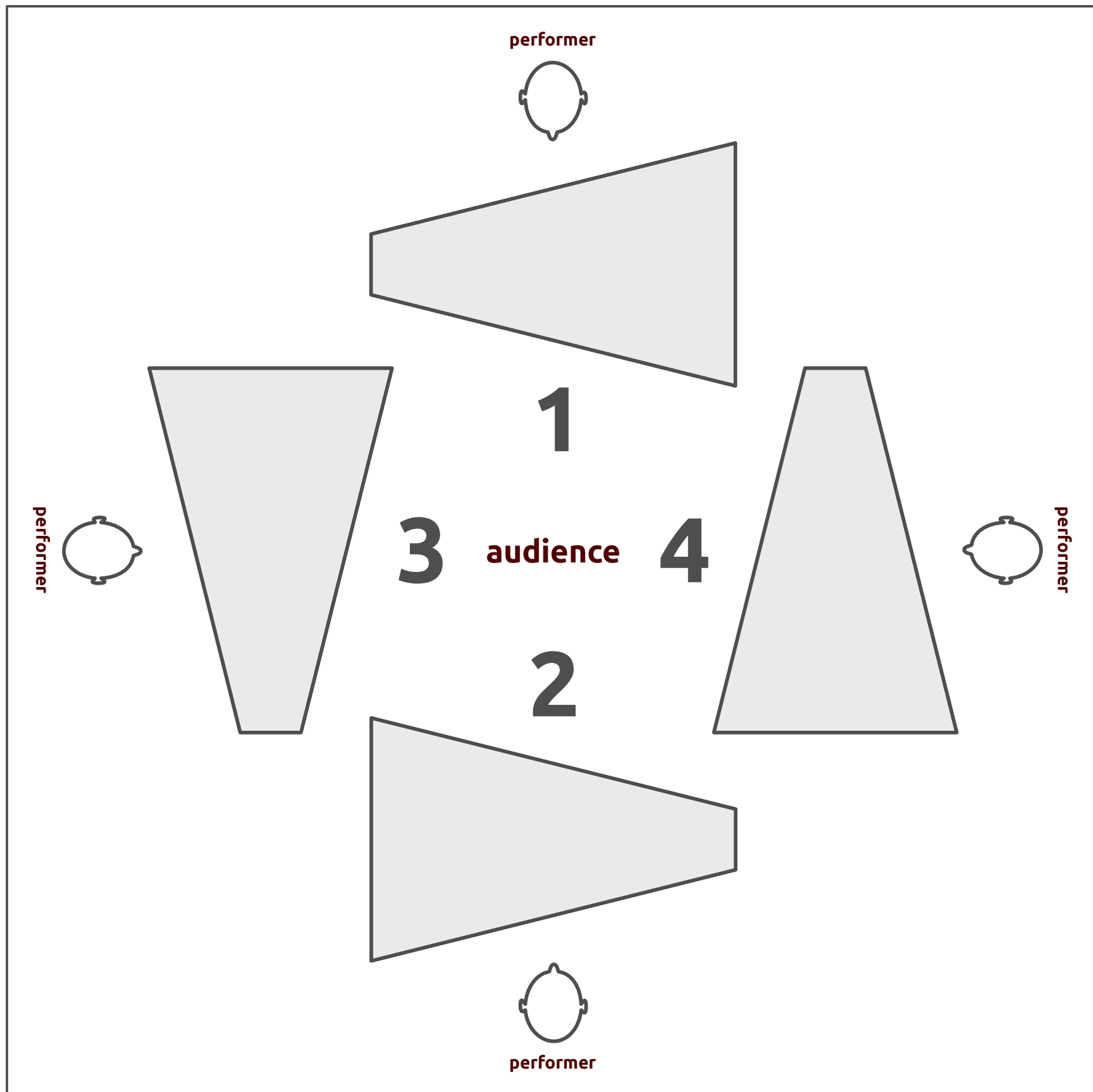
In this composition there are two different types of grace notes: single hash and double hash. Single hash grace notes are to be played fast, but not "crushed." Double hash grace notes are to be played very close (flams).

Purple bars are used to highlight even, repeated notes of two different speeds: slow (three to a measure) and fast (eight to a measure).

# PERFORMANCE NOTES

## POSITIONING OF SETUPS

The four glockenspiels may be positioned around the audience (ideal) or in front of the audience.



If performing in front of the audience, the configuration should be 1, 4, 2, 3 (from left to right, audience's perspective).

Electronics may be used to spatialize the sound of each glockenspiel. If using electronic spatialization, the idea is to translate the high-to-low (left-to-right) space of the instrument into a vertical space (low notes at bottom). If using a horizontal-only loudspeaker array, the glockenspiels may be spatialized horizontally (see diagram above).

## GLOCKENSPIEL TECHNIQUES



## DYNAMICS

*solar sequence* is to be performed at a consistent / narrow dynamic level.

TIMESCALE: 2 sec. per measure

0

1

2

3

4

Detailed description: This system contains measures 0 through 4. Measure 0 features a long purple horizontal bar across the top staff. Measures 1-4 show a complex sequence of notes across four staves, with various accidentals and articulation marks. A purple horizontal bar is present in measure 2 of the second staff.

5

1

2

3

4

Detailed description: This system contains measures 5 through 9. It continues the musical sequence with notes and accidentals across four staves. Purple horizontal bars are present in measure 6 of the second staff and measure 8 of the fourth staff.

10

1

2

3

4

Detailed description: This system contains measures 10 through 14. It features a prominent purple horizontal bar in measure 11 of the first staff and another in measure 11 of the second staff. The musical notation continues across the four staves.

15

Musical score for measures 15-19. The score consists of four staves (1-4). Staff 1 (treble clef) contains notes with stems and beams, including a circled plus sign (⊕) above the final measure. Staff 2 (treble clef) contains notes with stems and beams, including a circled plus sign (⊕) above the final measure. Staff 3 (treble clef) contains notes with stems and beams, including a circled plus sign (⊕) above the final measure. Staff 4 (treble clef) contains notes with stems and beams, including a circled plus sign (⊕) above the final measure. Vertical dashed lines separate the measures. Red horizontal bars are present above certain notes in measures 16, 17, and 19.

20

Musical score for measures 20-24. The score consists of four staves (1-4). Staff 1 (treble clef) contains notes with stems and beams, including a circled plus sign (⊕) above the final measure. Staff 2 (treble clef) contains notes with stems and beams, including a circled plus sign (⊕) above the final measure. Staff 3 (treble clef) contains notes with stems and beams, including a circled plus sign (⊕) above the final measure. Staff 4 (treble clef) contains notes with stems and beams, including a circled plus sign (⊕) above the final measure. Vertical dashed lines separate the measures. Red horizontal bars are present above certain notes in measures 21, 22, and 24.

25

Musical score for measures 25-29. The score consists of four staves (1-4). Staff 1 (treble clef) contains notes with stems and beams, including a circled plus sign (⊕) above the final measure. Staff 2 (treble clef) contains notes with stems and beams, including a circled plus sign (⊕) above the final measure. Staff 3 (treble clef) contains notes with stems and beams, including a circled plus sign (⊕) above the final measure. Staff 4 (treble clef) contains notes with stems and beams, including a circled plus sign (⊕) above the final measure. Vertical dashed lines separate the measures. Red horizontal bars are present above certain notes in measures 26, 27, and 29.

30

Musical score for measures 30-34, featuring four staves (1-4) with treble clefs. The notation includes various chords, melodic lines, and rests, with some notes marked with accidentals (sharps and flats). A red bar highlights a chord in measure 30. A circled plus sign is present in measure 33.

35

Musical score for measures 35-39, featuring four staves (1-4) with treble clefs. The notation includes various chords, melodic lines, and rests, with some notes marked with accidentals (sharps and flats). A red bar highlights a chord in measure 35. A circled plus sign is present in measure 39.

40

Musical score for measures 40-44, featuring four staves (1-4) with treble clefs. The notation includes various chords, melodic lines, and rests, with some notes marked with accidentals (sharps and flats). A red bar highlights a chord in measure 40. A circled plus sign is present in measure 44.

45

1  
2  
3  
4

50

1  
2  
3  
4

55

1  
2  
3  
4





75

System 1 (Measures 75-79): This system contains the first five measures of the piece. It features four staves. Staff 1 has a treble clef and contains a few notes with stems. Staff 2 has a treble clef and contains a sequence of notes with stems, including a circled plus sign (⊕) above the fifth measure. Staff 3 has a treble clef and contains notes with stems. Staff 4 has a treble clef and contains a sequence of notes with stems, including a circled plus sign (⊕) above the fifth measure. Vertical dashed lines separate the measures.

80

System 2 (Measures 80-84): This system contains measures 80 through 84. Staff 1 has a treble clef and contains notes with stems. Staff 2 has a treble clef and contains notes with stems, including a circled plus sign (⊕) above the second measure. Staff 3 has a treble clef and contains notes with stems. Staff 4 has a treble clef and contains notes with stems. Vertical dashed lines separate the measures.

85

System 3 (Measures 85-89): This system contains measures 85 through 89. Staff 1 has a treble clef and contains notes with stems. Staff 2 has a treble clef and contains notes with stems, including a circled plus sign (⊕) above the second measure. Staff 3 has a treble clef and contains notes with stems. Staff 4 has a treble clef and contains notes with stems. Vertical dashed lines separate the measures.

90

Musical score for measures 90-94, featuring four staves (1-4) with treble clefs. The notation includes various notes, rests, and accidentals. A red bar highlights a sequence of notes in measure 92 across all staves. A circled plus sign (⊕) is placed above the first staff in measure 91.

95

Musical score for measures 95-99, featuring four staves (1-4) with treble clefs. The notation includes various notes, rests, and accidentals. A red bar highlights a sequence of notes in measure 97 across all staves. A circled plus sign (⊕) is placed above the first staff in measure 95, and another circled plus sign (⊕) is placed above the second staff in measure 96.

100

Musical score for measures 100-104, featuring four staves (1-4) with treble clefs. The notation includes various notes, rests, and accidentals. A red bar highlights a sequence of notes in measure 102 across all staves. A circled plus sign (⊕) is placed above the second staff in measure 103.

105

Musical score for measures 105-110, featuring four staves (1-4) with treble clefs. The notation includes various notes, rests, and accidentals. A circled measure number '105' is at the top left. A circled measure number '110' is at the top left of the second system. A circled measure number '115' is at the top left of the third system. The score is divided into measures by vertical dashed lines. Some notes are marked with a circled plus sign (⊕). There are several horizontal bars: a blue bar in measure 105 on staff 1, a purple bar in measure 106 on staff 2, a blue bar in measure 107 on staff 3, a purple bar in measure 108 on staff 4, a purple bar in measure 109 on staff 2, and a purple bar in measure 110 on staff 4.

110

Musical score for measures 110-115, featuring four staves (1-4) with treble clefs. The notation includes various notes, rests, and accidentals. A circled measure number '110' is at the top left. A circled measure number '115' is at the top left of the third system. The score is divided into measures by vertical dashed lines. Some notes are marked with a circled plus sign (⊕). There are several horizontal bars: a purple bar in measure 110 on staff 2, a purple bar in measure 111 on staff 3, a purple bar in measure 112 on staff 4, a purple bar in measure 113 on staff 2, and a purple bar in measure 114 on staff 4.

115

Musical score for measures 115-120, featuring four staves (1-4) with treble clefs. The notation includes various notes, rests, and accidentals. A circled measure number '115' is at the top left. A circled measure number '120' is at the top left of the second system. The score is divided into measures by vertical dashed lines. Some notes are marked with a circled plus sign (⊕). There are several horizontal bars: a blue bar in measure 115 on staff 1, a purple bar in measure 116 on staff 2, a blue bar in measure 117 on staff 3, a purple bar in measure 118 on staff 4, a purple bar in measure 119 on staff 2, and a purple bar in measure 120 on staff 4.

120

1  
2  
3  
4

125

1  
2  
3  
4

130

1  
2  
3  
4

135

1  
2  
3  
4

140

1  
2  
3  
4

145

1  
2  
3  
4

150

Musical score for measures 150-154, featuring four staves (1-4) with treble clefs. The notation includes various rhythmic patterns, accidentals (sharps and flats), and slurs. Measure 150 starts with a key signature change to two flats. Vertical dashed lines indicate measure boundaries. Some notes are marked with a circled plus sign (⊕).

155

Musical score for measures 155-159, featuring four staves (1-4) with treble clefs. The notation includes various rhythmic patterns, accidentals, and slurs. Measure 155 starts with a circled plus sign (⊕) above the first note. Vertical dashed lines indicate measure boundaries. Some notes are marked with a circled plus sign (⊕).

160

Musical score for measures 160-164, featuring four staves (1-4) with treble clefs. The notation includes various rhythmic patterns, accidentals, and slurs. Measure 160 starts with a key signature change to two flats. Vertical dashed lines indicate measure boundaries. Some notes are marked with a circled plus sign (⊕).

165

Musical score for measures 165-169, featuring four staves (1-4) with treble clefs. The notation includes various rhythmic patterns, accidentals, and dynamic markings. A circled plus sign (⊕) is present above the first staff at measure 165 and above the second staff at measure 169. Several horizontal lines are drawn above the staves, indicating specific melodic or harmonic segments.

170

Musical score for measures 170-174, featuring four staves (1-4) with treble clefs. The notation includes various rhythmic patterns, accidentals, and dynamic markings. A circled plus sign (⊕) is present above the fourth staff at measure 174. Several horizontal lines are drawn above the staves, indicating specific melodic or harmonic segments.

175

Musical score for measures 175-179, featuring four staves (1-4) with treble clefs. The notation includes various rhythmic patterns, accidentals, and dynamic markings. Two circled plus signs (⊕) are present above the second staff at measures 178 and 179. Several horizontal lines are drawn above the staves, indicating specific melodic or harmonic segments.

180

Musical score for measures 180-184. The score consists of four staves (1-4) with treble clefs. Measure 180 starts with a blue bar over the first staff. Measures 181-184 contain various musical notations, including notes, rests, and bar lines. There are several purple bars and circled plus signs (⊕) scattered throughout the score.

185

Musical score for measures 185-189. The score consists of four staves (1-4) with treble clefs. Measure 185 starts with a blue bar over the first staff. Measures 186-189 contain various musical notations, including notes, rests, and bar lines. There are several purple bars and circled plus signs (⊕) scattered throughout the score.

190

Musical score for measures 190-194. The score consists of four staves (1-4) with treble clefs. Measure 190 starts with a blue bar over the first staff. Measures 191-194 contain various musical notations, including notes, rests, and bar lines. There are several purple bars and circled plus signs (⊕) scattered throughout the score.



195

Musical score for measures 195-199, featuring four staves (1-4) with treble clefs. The notation includes various note values, rests, and articulation marks. A thick purple horizontal bar is present above the first staff in measures 195-197. A circled plus sign (⊕) is placed above the first staff in measure 199. Vertical dashed lines separate the measures.

200

Musical score for measures 200-204, featuring four staves (1-4) with treble clefs. The notation includes various note values, rests, and articulation marks. Thick purple horizontal bars are present above the first staff in measures 200 and 202, and above the fourth staff in measure 202. Circled plus signs (⊕) are placed above the second staff in measure 201, the third staff in measure 203, and the fourth staff in measure 204. Vertical dashed lines separate the measures.

205

Musical score for measures 205-209, featuring four staves (1-4) with treble clefs. The notation includes various note values, rests, and articulation marks. Thick purple horizontal bars are present above the first staff in measures 206 and 208, and above the fourth staff in measure 208. Circled plus signs (⊕) are placed above the first staff in measure 207 and the second staff in measure 209. Vertical dashed lines separate the measures.

210

Musical score for measures 210-214. The score consists of four staves (1-4). Staff 1 (treble clef) contains notes with stems and beams, including a double bar line and a double flat (bb) at the end. Staff 2 (treble clef) contains notes with stems and beams, including a double bar line. Staff 3 (treble clef) contains notes with stems and beams, including a double bar line and a circled plus sign (⊕). Staff 4 (treble clef) contains notes with stems and beams, including a double bar line. Vertical dashed lines indicate measure boundaries.

215

Musical score for measures 215-219. The score consists of four staves (1-4). Staff 1 (treble clef) contains notes with stems and beams, including a double bar line and a circled plus sign (⊕). Staff 2 (treble clef) contains notes with stems and beams, including a double bar line and a circled plus sign (⊕). Staff 3 (treble clef) contains notes with stems and beams, including a double bar line. Staff 4 (treble clef) contains notes with stems and beams, including a double bar line. Vertical dashed lines indicate measure boundaries.

220

Musical score for measures 220-224. The score consists of four staves (1-4). Staff 1 (treble clef) contains notes with stems and beams, including a double bar line. Staff 2 (treble clef) contains notes with stems and beams, including a double bar line and a circled plus sign (⊕). Staff 3 (treble clef) contains notes with stems and beams, including a double bar line and a circled plus sign (⊕). Staff 4 (treble clef) contains notes with stems and beams, including a double bar line. Vertical dashed lines indicate measure boundaries.

225

1

2

3

4

230

1

2

3

4

235

1

2

3

4

240

Musical score for measures 240-244, featuring four staves (1-4) with treble clefs. The notation includes various rhythmic values, accidentals, and articulation marks. Measure 240 starts with a circled plus sign. Measure 241 has a circled plus sign above the first staff. Measure 242 has a circled plus sign above the third staff. Measure 243 has a circled plus sign above the fourth staff. Measure 244 has a circled plus sign above the first staff. A purple bar highlights the first staff in measure 240 and the fourth staff in measure 243.

245

Musical score for measures 245-249, featuring four staves (1-4) with treble clefs. The notation includes various rhythmic values, accidentals, and articulation marks. Measure 245 has a circled plus sign above the second staff. Measure 246 has a circled plus sign above the second staff. Measure 247 has a circled plus sign above the second staff. Measure 248 has a circled plus sign above the second staff. Measure 249 has a circled plus sign above the first staff. A purple bar highlights the fourth staff in measure 249.

250

Musical score for measures 250-254, featuring four staves (1-4) with treble clefs. The notation includes various rhythmic values, accidentals, and articulation marks. Measure 250 has a circled plus sign above the second staff. Measure 251 has a circled plus sign above the second staff. Measure 252 has a circled plus sign above the second staff. Measure 253 has a circled plus sign above the second staff. Measure 254 has a circled plus sign above the first staff. A purple bar highlights the second staff in measure 253.

255

Musical score for measures 255-260, featuring four staves (1-4) with treble clefs. The notation includes various notes, rests, and accidentals. Measure 255 starts with a circled '255' in the top left. Measure 260 ends with a circled '260' in the top left. Vertical dashed lines separate the measures. Some notes are highlighted with blue bars above them.

260

Musical score for measures 261-265, featuring four staves (1-4) with treble clefs. The notation includes various notes, rests, and accidentals. Measure 261 starts with a circled '260' in the top left. Measure 265 ends with a circled '265' in the top left. Vertical dashed lines separate the measures. Some notes are highlighted with blue bars above them.

265

Musical score for measures 266-270, featuring four staves (1-4) with treble clefs. The notation includes various notes, rests, and accidentals. Measure 266 starts with a circled '265' in the top left. Measure 270 ends with a circled '270' in the top left. Vertical dashed lines separate the measures. Some notes are highlighted with blue bars above them.

270

Musical score for measures 270-274, featuring four staves (1-4) with treble clefs. The notation includes various note values, rests, and accidentals. A red bar highlights a measure in staff 1. A circled plus sign (⊕) is present in measure 271 of staff 1, measure 272 of staff 2, and measure 274 of staff 4. Vertical dashed lines indicate measure boundaries.

275

Musical score for measures 275-279, featuring four staves (1-4) with treble clefs. The notation includes various note values, rests, and accidentals. A red bar highlights a measure in staff 4. A circled plus sign (⊕) is present in measure 279 of staff 2 and measure 279 of staff 4. Vertical dashed lines indicate measure boundaries.

280

Musical score for measures 280-284, featuring four staves (1-4) with treble clefs. The notation includes various note values, rests, and accidentals. A red bar highlights a measure in staff 1. A circled plus sign (⊕) is present in measure 281 of staff 2, measure 283 of staff 3, and measure 284 of staff 4. Vertical dashed lines indicate measure boundaries.

285

Musical score for measures 285-290, featuring four staves (1-4). The notation includes various rhythmic values, accidentals, and dynamic markings. A red horizontal bar highlights a sequence of notes in measure 285 across all staves. A circled plus sign (⊕) is placed above the first staff in measure 286. Another circled plus sign is above the first staff in measure 289. A circled plus sign is also above the first staff in measure 290. The score is divided into measures by vertical dashed lines.

290

Musical score for measures 290-295, featuring four staves (1-4). The notation includes various rhythmic values, accidentals, and dynamic markings. A red horizontal bar highlights a sequence of notes in measure 290 across all staves. A circled plus sign (⊕) is placed above the first staff in measure 290. Another circled plus sign is above the first staff in measure 291. A circled plus sign is above the first staff in measure 292. A circled plus sign is above the first staff in measure 293. A circled plus sign is above the first staff in measure 294. A circled plus sign is above the first staff in measure 295. The score is divided into measures by vertical dashed lines.

295

Musical score for measures 295-300, featuring four staves (1-4). The notation includes various rhythmic values, accidentals, and dynamic markings. A red horizontal bar highlights a sequence of notes in measure 295 across all staves. A circled plus sign (⊕) is placed above the first staff in measure 295. The score is divided into measures by vertical dashed lines.

300

Musical score for exercise 300, measures 1-4. The score consists of four staves. Staff 1 features a continuous eighth-note pattern with a purple bar above it. Staff 2 contains eighth notes with accidentals (flats) and some beamed notes. Staff 3 has eighth notes with accidentals and beamed notes. Staff 4 includes eighth notes with accidentals and a circled plus sign above a note.

305

Musical score for exercise 305, measures 1-4. The score consists of four staves. Staff 1 has eighth notes with accidentals (flats) and some beamed notes. Staff 2 contains eighth notes with accidentals and beamed notes. Staff 3 has eighth notes with accidentals and beamed notes. Staff 4 includes eighth notes with accidentals and a purple bar above a group of notes.

310

Musical score for exercise 310, measures 1-4. The score consists of four staves. Staff 1 has eighth notes with accidentals (flats) and some beamed notes. Staff 2 contains eighth notes with accidentals and beamed notes. Staff 3 has eighth notes with accidentals and beamed notes. Staff 4 includes eighth notes with accidentals and a purple bar above a group of notes.



315

Musical score for measures 315-320, featuring four staves (1-4) with treble clefs. The key signature is two flats (B-flat and E-flat). Measure 315 starts with a circled number 315. The notation includes various note values, rests, and accidentals. A purple bar highlights a sequence of notes in measure 316 across staves 2 and 3. A circled plus sign (⊕) is placed above the first note of measure 317 on staff 2. Vertical dashed lines separate the measures.

320

Musical score for measures 320-325, featuring four staves (1-4) with treble clefs. The key signature is two flats (B-flat and E-flat). Measure 320 starts with a circled number 320. The notation includes various note values, rests, and accidentals. A purple bar highlights a sequence of notes in measure 321 across staves 2 and 3. A circled plus sign (⊕) is placed above the first note of measure 322 on staff 2. Vertical dashed lines separate the measures.

325

Musical score for measures 325-330, featuring four staves (1-4) with treble clefs. The key signature is two flats (B-flat and E-flat). Measure 325 starts with a circled number 325. The notation includes various note values, rests, and accidentals. A purple bar highlights a sequence of notes in measure 326 across staves 2 and 3. A circled plus sign (⊕) is placed above the first note of measure 327 on staff 2. Vertical dashed lines separate the measures.

330

This system contains measures 330 through 334. It features four staves (1-4) with various musical notations including eighth notes, quarter notes, and chords. A red horizontal bar highlights a sequence of notes in the first staff from measure 331 to 333. Another red bar highlights a sequence in the third staff from measure 333 to 334. A circled plus sign (⊕) is placed above the first staff in measure 333.

335

This system contains measures 335 through 339. It features four staves (1-4) with various musical notations including eighth notes, quarter notes, and chords. A red horizontal bar highlights a sequence of notes in the first staff from measure 336 to 338. Another red bar highlights a sequence in the third staff from measure 338 to 339. A circled plus sign (⊕) is placed above the first staff in measure 335.

340

This system contains measures 340 through 344. It features four staves (1-4) with various musical notations including eighth notes, quarter notes, and chords. A red horizontal bar highlights a sequence of notes in the first staff from measure 341 to 343. Another red bar highlights a sequence in the second staff from measure 341 to 343. A circled plus sign (⊕) is placed above the first staff in measure 344.

345

Musical score for measures 345-349, consisting of four staves. The notation includes various rhythmic values, accidentals, and articulation marks. A circled plus sign (⊕) is present above the second staff in measure 347. A circled minus sign (⊖) is present above the first staff in measure 349. Horizontal lines in purple and blue are used to highlight specific melodic or harmonic segments across the staves.

350

Musical score for measures 350-354, consisting of four staves. The notation includes various rhythmic values, accidentals, and articulation marks. A circled plus sign (⊕) is present above the first staff in measure 352. Horizontal lines in purple and blue are used to highlight specific melodic or harmonic segments across the staves.

355

Musical score for measures 355-359, consisting of four staves. The notation includes various rhythmic values, accidentals, and articulation marks. Horizontal lines in purple and blue are used to highlight specific melodic or harmonic segments across the staves.

360

Musical score for measures 360-364, featuring four staves (1-4). Measure 360 shows a melodic line in staff 1 and a chordal accompaniment in staff 2. Staff 3 contains a complex rhythmic pattern with a red bar above it. Staff 4 has a bass line with a circled plus sign above it. Vertical dashed lines indicate measure boundaries.

365

Musical score for measures 365-369. Measure 365 features a melodic line in staff 1 with a red bar above it. Staff 2 has a chordal accompaniment. Staff 3 continues the rhythmic pattern with a red bar above it. Staff 4 has a bass line. Vertical dashed lines indicate measure boundaries.

370

Musical score for measures 370-374. Measure 370 shows a melodic line in staff 1 with a red bar above it. Staff 2 has a chordal accompaniment with a circled plus sign above it. Staff 3 continues the rhythmic pattern with a red bar above it. Staff 4 has a bass line with a red bar above it. Vertical dashed lines indicate measure boundaries.

375

Musical score for measures 375-384, consisting of four staves (1-4). The notation includes various rhythmic values, accidentals, and articulation marks. A red bar highlights the first measure of each staff. A circled plus sign (⊕) is present in measure 378 on staff 3 and measure 384 on staff 4. Vertical dashed lines separate the measures.

380

Musical score for measures 385-394, consisting of four staves (1-4). The notation includes various rhythmic values, accidentals, and articulation marks. A red bar highlights the first measure of each staff. A circled plus sign (⊕) is present in measure 388 on staff 2, measure 390 on staff 3, and measure 394 on staff 4. Vertical dashed lines separate the measures.

385

Musical score for measures 395-404, consisting of four staves (1-4). The notation includes various rhythmic values, accidentals, and articulation marks. A red bar highlights the first measure of each staff. A circled plus sign (⊕) is present in measure 398 on staff 3 and measure 404 on staff 4. Vertical dashed lines separate the measures.

390

Musical score for measures 390-394, featuring four staves (1-4). The notation includes various notes, rests, and accidentals. Measure 390 is marked with a circled '390'. Vertical dashed lines separate the measures. Red horizontal bars are present in measures 391, 392, and 393. Circled plus signs are located above notes in measures 391, 392, and 394.

395

Musical score for measures 395-399, featuring four staves (1-4). The notation includes various notes, rests, and accidentals. Measure 395 is marked with a circled '395'. Vertical dashed lines separate the measures. Red horizontal bars are present in measures 396 and 397. Circled plus signs are located above notes in measures 395, 397, 398, and 399.

400

Musical score for measures 400-404, featuring four staves (1-4). The notation includes various notes, rests, and accidentals. Measure 400 is marked with a circled '400'. Vertical dashed lines separate the measures. Red horizontal bars are present in measures 400, 401, 402, and 404. Circled plus signs are located above notes in measures 400, 401, 402, and 403.

405

Musical score for exercise 405, consisting of four staves. The notation includes various rhythmic values, accidentals, and rests. A purple bar highlights a sequence of notes in the first staff. A blue bar highlights a sequence of notes in the fourth staff.

410

Musical score for exercise 410, consisting of four staves. The notation includes various rhythmic values, accidentals, and rests. A purple bar highlights a sequence of notes in the first staff. A blue bar highlights a sequence of notes in the fourth staff. A circled plus sign (⊕) is placed above a note in the second staff.

415

Musical score for exercise 415, consisting of four staves. The notation includes various rhythmic values, accidentals, and rests. A purple bar highlights a sequence of notes in the third staff. A blue bar highlights a sequence of notes in the fourth staff. A circled plus sign (⊕) is placed above a note in the second staff. A circled number (7) is placed above a note in the first staff.

The last two pages of the score are not included in this PDF. To acquire a score for performance, please email me:

[nathaniel@nathanielbartlett.com](mailto:nathaniel@nathanielbartlett.com)